


<p>GPSR Art. 19 Distance Sales</p>	
<p>Version 1.0 11-2024</p>	<p>Shimano Europe Quality & Compliance Team pcm@shimano-eu.com</p>

Dear SSO/Distributor,

As we approach the implementation date of the new General Product Safety Regulation (GPSR) on December 13, 2024, it is crucial for all distributors and local dealers to understand their obligations under Article 19 ‘Obligations of economic operators in the case of distance sales’. This GPSR’s article introduces significant changes that will impact how we conduct online and distance sales of consumer products (B2C).

Key Compliance Requirements under Article 19

1. Information Disclosure:

All safety-related information typically found on product or packaging, or manual must also be available on the sales website. This includes:

- Warnings and precautions
- Safety instructions

❖ SHIMANO Hardgoods

This information is available <https://si.shimano.com/en/> for each Shimano BC products and shall be presented in the official language(s) of the EU country where the consumer resides.

Instructions to online dealers

- Add the link/hyperlink of the following URL, consumer will be address directly SHIMANO’s website manuals of the involved product:

https://si.shimano.com/language/manual/search?doctype=UM&input_model=Add Model code

- [Add Model code](#) means adding the Model Code of the Shimano product will
- [Language](#): add the acronym of the language is needed for:

As reference, use the EXCEL file ‘URL-UM-2024’ (tab ‘URL to Manual’) to create the dedicated URL to access the dedicated user manual of the product and the specific language.

- Request to your online dealers to make publicly available the general important notice in their official local language.

Note: As reference, the dealers access and extract important notice from a user manual via the EXCEL file tab: “HG Important Notice”.

GPSR Art. 19 Distance Sales



Version 1.0 11-2024

Shimano Europe Quality & Compliance Team
pcm@shimano-eu.com

Example:

English:

IMPORTANT NOTICE

- Contact the place of purchase or a distributor for information on installation, adjustment, and replacement of the products which are not found in the user's manual. A dealer's manual for professional and experienced bicycle mechanics is available on our website (<https://si.shimano.com>).

For safety, be sure to read this "user's manual" thoroughly before use, follow it for correct use, and store it so that it can be referenced at any time.

The following instructions must be observed at all times in order to prevent personal injury and physical damage to equipment and surroundings. The instructions are classified according to the degree of danger or damage which may occur if the product is used incorrectly.

	DANGER	Failure to follow the instructions will result in death or serious injury.
	WARNING	Failure to follow the instructions could result in death or serious injury.
	CAUTION	Failure to follow the instructions could cause personal injury or physical damage to equipment and surroundings.

Polish

WAŻNA INFORMACJA

- Aby uzyskać informacje dotyczące montażu, regulacji i wymiany produktów, które nie zostały opisane w tym podręczniku użytkownika, należy skontaktować się z punktem sprzedaży lub dystrybutorem. Podręcznik sprzedawcy dla doświadczonych i zawodowych mechaników rowerowych jest dostępny na naszej stronie internetowej (<https://si.shimano.com>).

Ze względów bezpieczeństwa przed użyciem produktu należy dokładnie zapoznać się z niniejszym „podręcznikiem użytkownika”, przestrzegać go podczas użytkowania produktu i przechowywać w takim miejscu, aby w każdej chwili był dostępny do wglądu.

Poniższe instrukcje muszą być zawsze przestrzegane w celu zapobieżenia obrażeniom oraz uszkodzeniu wyposażenia i otoczenia. Instrukcje zostały sklasyfikowane zgodnie ze stopniem niebezpieczeństwa lub wielkością możliwych uszkodzeń, które mogą wynikać z nieprawidłowego użytkowania produktu.

	NIEBEZPIECZEŃSTWO	Niezastosowanie się do podanych instrukcji skutkuje śmiercią albo poważnymi obrażeniami.
	OSTRZEŻENIE	Niezastosowanie się do podanych instrukcji może skutkować śmiercią albo poważnymi obrażeniami.
	PRZESTROGA	Niezastosowanie się do podanych instrukcji może skutkować obrażeniami albo uszkodzeniami wyposażenia i otoczenia.

German:

WICHTIGER HINWEIS

- Wenden Sie sich für zusätzliche Informationen zur Installation, Einstellung und zum Austausch jener Produkte, die nicht in der Gebrauchsanweisung aufgeführt sind, an die Verkaufsstelle oder Vertretung. Eine Händlerbetriebsanleitung für professionelle und erfahrene Fahrradmechaniker ist auf unserer Website verfügbar (<https://si.shimano.com>).

Lesen Sie bitte aus Sicherheitsgründen diese „Gebrauchsanweisung“ sorgfältig vor der Verwendung durch, folgen Sie exakt den Anweisungen, um einen ordnungsgemäßen Gebrauch zu gewährleisten, und bewahren Sie sie auf, um jederzeit darin nachschlagen zu können.

Die folgenden Anweisungen sind unbedingt einzuhalten, um Verletzungen oder Sachschäden an der Ausrüstung oder der unmittelbaren Umgebung zu vermeiden. Die Anweisungen sind nach Grad der Gefahr oder Beschädigung klassifiziert, falls das Produkt unsachgemäß verwendet wird.

	GEFAHR	Die Nichtbeachtung der Anweisungen führt zum Tod oder zu schweren Verletzungen.
	WARNUNG	Die Nichtbeachtung der Anweisungen kann zum Tod oder zu schweren Verletzungen führen.
	VORSICHT	Die Nichtbeachtung der Anweisungen kann zu Verletzungen oder Beschädigungen an der Ausrüstung oder der unmittelbaren Umgebung führen.

French


MISE EN GARDE IMPORTANTE

- Contactez le lieu d'achat ou distributeur pour toute information concernant l'installation, le réglage et le remplacement des produits non mentionnés dans le présent mode d'emploi. Un manuel du revendeur à l'attention des mécaniciens vélo professionnels et expérimentés peut être consulté sur notre site Internet (<https://si.shimano.com>).

Pour des raisons de sécurité, lisez attentivement et entièrement ce « mode d'emploi » avant toute utilisation et veillez à bien respecter les consignes. Rangez-le de façon à pouvoir y accéder à tout moment.

Les instructions suivantes doivent être observées à tout moment afin d'éviter toute blessure corporelle ou tout dégât causé à l'équipement et à la zone de travail. Les instructions sont classées en fonction du degré de dangerosité ou de l'ampleur des dégâts pouvant survenir si le produit est mal utilisé.

	DANGER	Le non-respect de ces instructions entraîne des blessures graves ou mortelles.
	AVERTISSEMENT	Le non-respect de ces instructions peut entraîner des blessures graves ou mortelles.
	ATTENTION	Le non-respect de ces instructions peut entraîner des blessures corporelles ou endommager l'équipement et la zone de travail.

<h1>GPSR Art. 19 Distance Sales</h1>	
Version 1.0 11-2024	Shimano Europe Quality & Compliance Team pcm@shimano-eu.com

❖ Shimano Fishing Tackle

Request to your online dealers to make publicly available the general safety information.

Instructions to online dealers

- a. Add the following safety information and warnings:

1. Product: Fishing Rods and Reels



When using SHIMANO Fishing Rods and Reels safety is fundamental to ensure both user safety and experience.


- General Safety Information

- Handle Hooks Carefully: Always cover or remove fishhooks from rods before transporting them. Use corks or hook safety covers to prevent accidental injuries
- Maintain Distance: Fish at least 10 meters away from others to avoid accidents. Check for people behind you before casting.
- Educate Beginners: Instruct children and beginners on safe handling procedures for rods and hooks to minimize risks
- Safety Distance: Always maintain a distance of at least six meters from overhead power lines when carrying or using fishing rods

- Usage Safety

- Avoid High Sticking: Do not over-bend your rod while fighting a fish, known as "high sticking." Keep the rod at a maximum load angle of 45 to 60 degrees to prevent breakage.
- Point Towards Snags: If your lure gets snagged, keep the rod pointed at the snag while walking backward to reduce stress on the rod
- Be Cautious with Carbon Fiber: Carbon fiber rods are strong but can be brittle. Avoid dropping or hitting them against hard surfaces, as this can cause damage
- Transport Safely: Always disassemble your rod and place it in a protective case during transport to avoid damage from external factors.

-  **ATTENTION**  Graphite carbon rods conduct electricity. Avoid using them during electrical storms or near power lines
- Never try to pull out lures or leads from trees or bushes by applying pressure on the rod & fishing line. This can result in having the lures/lead catapulting towards to angler. Use you hands only to release the lures/lead

<p>GPSR Art. 19 Distance Sales</p>	
<p>Version 1.0 11-2024</p>	<p>Shimano Europe Quality & Compliance Team pcm@shimano-eu.com</p>

2. [Product Shimano Lines](#)

When using SHIMANO monofilament, braid or fluorocarbon lines safety is fundamental to ensure both user safety and experience.

Safety Warnings

- Use proper cutting tools: Always cut fishing line with line clippers or scissors to prevent injury. Never use teeth or hands.
- Restrict to fishing only: This product is designed exclusively for fishing activities.
- Watch for recoil: Breaking or cutting line can cause dangerous snapback - secure your footing and equipment.
- Avoid body contact: Never wrap fishing line around any part of your body to prevent cuts and injuries.
- Keep away from mouth: The line contains chemicals that could be harmful if ingested.
- Protect children: Store all fishing equipment out of children's reach.

Usage Safety


- Strength limitations: Be aware that sudden force may cause line breakage.
- Storage requirements: Maintain line quality by storing in a cool, dark place away from sunlight and heat.
- Proper knotting technique: Due to the line's slick surface, ensure knots are tied with firm, even tension.

3. [Product Shimano Lures](#)

When using SHIMANO LURES safety is fundamental to ensure both user safety and experience.

Safety Warnings

- Fishing hooks are sharp and can cause injuries if mishandled. Always cover hooks when transporting lures and avoid leaving them exposed. Use hook safety covers or corks to prevent accidental impalement.

<h1>GPSR Art. 19</h1> <h2>Distance Sales</h2>	
Version 1.0 11-2024	Shimano Europe Quality & Compliance Team pcm@shimano-eu.com

- **Secure Your Lure:** Properly securing your lure on the hook is essential to prevent it from falling off during use. Regularly check your lure for wear and replace it if it becomes damaged or loses its effectiveness.

4. [Product Shimano Baits](#)

When using SHIMANO Baits safety is fundamental to ensure both user safety and experience.

Handling Safety

- **Sharp Hooks:** When using a bait, be cautious with sharp hooks. Always cover or remove hooks when transporting bait to avoid accidental injuries. Use hook safety covers or corks to prevent injuries while handling equipment
- Be careful when handling fish and bait. Use tools like pliers or de-hooking devices to minimize direct contact with hooks and fish mouths. This reduces the risk of injury from sharp objects

❖ [Power Pro](#)


Request to your online dealers to make publicly available the general safety information.

Instructions to online dealers

- a. Add the following safety information and warnings:



- Never wrap fishing line around any part of your body to prevent cuts and injuries
- Use proper cutting tools: Always cut fishing line with line clippers or scissors to prevent injury. Never use teeth or hands.
- Restrict to fishing only: This product is designed exclusively for fishing activities.
- Watch for recoil: Breaking or cutting line can cause dangerous snapback - secure your footing and equipment

<h1>GPSR Art. 19 Distance Sales</h1>	
Version 1.0 11-2024	Shimano Europe Quality & Compliance Team pcm@shimano-eu.com

❖ G.Loomis

Rods:

- General Safety Information

- Handle Hooks Carefully: Always cover or remove fishhooks from rods before transporting them. Use corks or hook safety covers to prevent accidental injuries
- Maintain Distance: Fish at least 10 meters away from others to avoid accidents. Check for people behind you before casting.
- Educate Beginners: Instruct children and beginners on safe handling procedures for rods and hooks to minimize risks
- Safety Distance: Always maintain a distance of at least six meters from overhead power lines when carrying or using fishing rods


- Usage Safety

- Avoid High Sticking: Do not over-bend your rod while fighting a fish, known as "high sticking." Keep the rod at a maximum load angle of 45 to 60 degrees to prevent breakage.
- Point Towards Snags: If your lure gets snagged, keep the rod pointed at the snag while walking backward to reduce stress on the rod
- Be Cautious with Carbon Fiber: Carbon fiber rods are strong but can be brittle. Avoid dropping or hitting them against hard surfaces, as this can cause damage
- Transport Safely: Always disassemble your rod and place it in a protective case during transport to avoid damage from external factors.

Lines

Safety Warnings

- Use proper cutting tools: Always cut fishing line with line clippers or scissors to prevent injury. Never use teeth or hands.
- Restrict to fishing only: This product is designed exclusively for fishing activities.
- Watch for recoil: Breaking or cutting line can cause dangerous snapback - secure your footing and equipment.
- Avoid body contact: Never wrap fishing line around any part of your body to prevent cuts and injuries.

<p>GPSR Art. 19 Distance Sales</p>	
<p>Version 1.0 11-2024</p>	<p>Shimano Europe Quality & Compliance Team pcm@shimano-eu.com</p>

- Keep away from mouth: The line contains chemicals that could be harmful if ingested.
- Protect children: Store all fishing equipment out of children's reach.

Usage Safety

- Strength limitations: Be aware that sudden force may cause line breakage.
- Storage requirements: Maintain line quality by storing in a cool, dark place away from sunlight and heat.
- Proper knotting technique: Due to the line's slick surface, ensure knots are tied with firm, even tension.



- Graphite carbon rods conduct electricity. Avoid using them during electrical storms or near power lines

❖ Shimano PRO

This information is available <https://www.pro-bikegear.com/> for each Shimano PRO products and shall be presented in the official language(s) of the EU country where the consumer resides.

Request to your online dealers to make publicly available the general safety information.

- **Instructions to online dealers**
 - a. Add the link/hyperlink of the following URL, consumer will be addressing directly PRO's website manuals of the involved product:

https://www.pro-bikegear.com/_assets/pdf/user-and-technical-manuals/Add Model code.pdf

- [Add Model code](#) means adding the Model Code of the Shimano product will

As reference use the **EXCEL file 'URL-UM-2024' (tab 'PRO URL to Manual')** to create the dedicated URL to access the dedicated user manual of the product and the specific language.

- b. Include in the online dealer's website the Warning/Important notice image or content from the user manual in the local language available in the document

GPSR Art. 19 Distance Sales



Version 1.0 11-2024

Shimano Europe Quality & Compliance Team
pcm@shimano-eu.com

For General Reference:

- STEM & Handlebars: <https://www.pro-bikegear.com/assets/pdf/user-and-technical-manuals/prsi001g.pdf>
- SADDLES & SEATPOST: <https://www.pro-bikegear.com/assets/pdf/user-and-technical-manuals/prsi007a.pdf>
- GRIPS: <https://www.pro-bikegear.com/assets/pdf/user-and-technical-manuals/sim-grip.pdf>

Example :

⚠ WARNING !

- If the instructions are not followed, serious injuries can occur.
- Replace the product with all adjoining parts after a crash.
- Use an appropriate shim in case of installing on a 1" steerer tube.
- Never use grease on the clamping area's.
- Never apply a higher torque than shown on the product.
- Do not use this product in any application other than the category shown on the package (for example; trekking, road racing, cyclo-cross, track, MTB, Downhill, Freeride, BMX).
- Do not use clip-ons that exceed 5 Nm recommended tightening torque.
- Contact your local PRO dealer, PRO distributor or our website www.pro-bikegear.com if you are unsure about whether the application of this PRO product complies with your intended use.

👉 IMPORTANT!

- Read the instructions of the manufacturer of any additional items (brake levers, shifters, Clip-on etc.) carefully.
- Check regularly if the bolts are still tightened as specified.

🔧 Required tools:

- Allen wrench, torque wrench and sandpaper

👉 IMPORTANT!

- In case of 4 bolts: tighten always crosswise and evenly.
- In case an additional instruction is added in between stem body and stem cap: follow this instructions carefully.
- Angle of stem (adjustable stem only):
 - Adjust the angle.
 - Tighten to specific torque as shown on product.

⚠ WARNING !

- If the instructions are not followed, serious injuries can occur.
- Replace the product with all adjoining parts after a crash.
- Do not exceed the minimum insert as shown on the back side of the seat post.
- Never use grease on the clamping area's.
- Never apply a higher torque than shown on the product.
- Do not use this product in any application other than the category shown on the package (for example; trekking, road racing, cyclo-cross, track, MTB, Downhill, Freeride, BMX).
- Contact your local PRO dealer, PRO distributor or our website www.pro-bikegear.com if you are unsure about whether the application of this PRO product complies with your intended use.

👉 IMPORTANT!


- Check regularly if the bolts are still tightened as specified.

🔧 Required tools:

- Allen wrench
- Torque wrench
- Sandpaper

STEM & Handlebars (English)

SADDLES & SEATPOST (English)

<p>GPSR Art. 19 Distance Sales</p>	
<p>Version 1.0 11-2024</p>	<p>Shimano Europe Quality & Compliance Team pcm@shimano-eu.com</p>

❖ Shimano LAZER

Request to your online dealers to make publicly available the general safety information.


Instructions to online dealers

- a. Add the following safety information and warnings:

Wearing a helmet may reduce the seriousness of many injuries to the head that may occur during sports-related accidents. For this reason, it is important to use this protective gear properly.

WARNING:

1. Any type of safety equipment has its limits. Please carefully read and follow these instructions. 2. This helmet is only designed for cycling. It is not designed to be used during any other sport or on any other means of transportation such as mopeds or electric scooters
2. This helmet has been designed to absorb the impact of a shock by deforming, which may possibly lead to the compromise of the integrity of the inner shell. This damage may not be visible. A helmet subjected to severe impact should therefore be discarded and destroyed, even if it seems to be in good condition from the outside.
3. A helmet does not protect the areas of the head that are not covered such as the face or neck. No helmet can protect the user from all possible accidents when cycling. Certain types of impacts, even during an accident at slow speed, could cause a serious or even fatal injury.
4. Always cycle with caution. Always control your speed and at all times ensure that you are able to make an emergency stop to avoid obstacles or other hazards. Avoid areas with heavy traffic and follow all the local, regional and national traffic regulations where you are cycling. Keep your equipment in good condition and do not modify the helmet in any way. If you make any modifications, your safety could be compromised. Follow all safety recommendations. Wearing a helmet should not push you to take any unnecessary risks and should not in any case prevent anyone from using caution, especially children and teenagers.
5. This manual contains important safety, fit, adjustment, and care information. Read it before you take your first ride, and keep it for reference. If you are a parent or guardian and this helmet is for your child, please take the time to read this manual as you should make sure your child understands everything herein.
6. Your responsibilities regarding safety are not limited to acting in line with the previous points. In addition to these precautions, you should also be in good physical and mental condition when riding a bicycle. Do not cycle while under the influence of alcohol or drugs.

<p>GPSR Art. 19 Distance Sales</p>	
<p>Version 1.0 11-2024</p>	<p>Shimano Europe Quality & Compliance Team pcm@shimano-eu.com</p>

This information is also available here

https://www.lazersport.com/assets/pdf/online_owners_manual_1_n66a3d.pdf for each LAZER helmets and providing the instruction of correct use of the helmets in the official language(s) of the EU country where the consumer resides.

2. Contact Information:

Online dealers must display the name, postal address, and electronic contact information (e.g., email address or website) of the Responsible Person associated with the product. If the manufacturer is not based in the EU, similar details for an economic operator within the EU must be provided.

Responsible Person:

Shimano Hardgoods

Name: Shimano INC

Address: 3-77 Oimatsu-cho, Sakai-ku, Sakai City, Osaka 590-8577, Japan

Phone TEL: +81-72-223-3210 / FAX: +81-72-223-3258

URL: shimano.com

Email address: contactshimano@shimano-eu.com

EU Contacts: <https://bike.shimano.com/information/distributors-list.html>

Shimano Fishing Tackle

Name: Shimano INC

Address: 3-77 Oimatsu-cho, Sakai-ku, Sakai City, Osaka 590-8577, Japan

Phone TEL: +81-72-223-3210 / FAX: +81-72-223-3258

URL: shimano.com

Email address: contactshimano@shimano-eu.com

EU Contacts: <https://fish.shimano.com/de-DE/About-Shimano/distributors.html>
<https://bike.shimano.com/information/distributors-list.html>

GPSR Art. 19 Distance Sales



Version 1.0 11-2024

Shimano Europe Quality & Compliance Team
pcm@shimano-eu.com

Shimano Own Brands (PRO)

SHIMANO EUROPE B.V.

Address: High Tech Campus 92, 5656 AG Eindhoven, the Netherlands

Phone: +31-40-2612222

URL: pro-bikegear.com/global/

Email address: contactshimano@shimano-eu.com

LAZER SPORT N.V.

Address: Oude Baan 3B 2800 Mechelen Belgium

Phone: +32-15-207057

URL: lazersport.com/global/

Email address: info@lazersport.com

Innovative Textiles INC. (Powerpro)

Address: 559 Sandhill Ln, Grand Junction, CO 81505, United States

Phone: +1-970-242-3002 / Fax: +1-970-242-3030

URL: powerpro.com

G.LOOMIS, INC.

Address: 1359 Down River Drive, Woodland, Washington 98674 U.S.A.

Phone: +1-360-225-6516 / Fax: +1-360-225-7169

URL: <https://www.gloomis.com/>

Contact: <https://www.gloomis.com/pages/contact-us>

Please share this information with your local dealers to ensure everyone is prepared for these changes. If you have any questions or need further clarification regarding compliance with Article 19, feel free to contact us (pcm@shimano-eu.com).

Best regards,

Shimano Europe Product Compliance Management

SHIMANO EUROPE B.V.

High Tech Campus 92

5656 AG EINDHOVEN (NL)